

Max™ E SPm

BTE hearing instrument series

Performance profile

6 channels

Super power specific features

Power Adaptation Manager

Allows the gradual decrease of amplification over time. Starting from the frequency response clients expect, which can sometimes be excessive and above prescribed target, this feature will automatically, slowly and steadily reduce gain and MPO to a safer level to maximize speech intelligibility and long-term hearing health

Frequency compression

By shifting sounds away from areas where hearing is most damaged and compressing them into the audible range, clients experience a fuller range of sounds for improved awareness and speech intelligibility

SmartFocus SP

The performance of directional microphones, speech enhancement, noise reduction and gain have been purposely optimized and work synergistically in relation to one another to provide the best speech understanding or comfort for those with severe to profound hearing losses, without compromising awareness

Bass enhancer

Provides additional low frequency gain boost in one easy software control

Signature features

Program options

4 manual programs

Feedback manager

Feedback manager offers maximum usable gain by suppressing feedback transients before they become audible

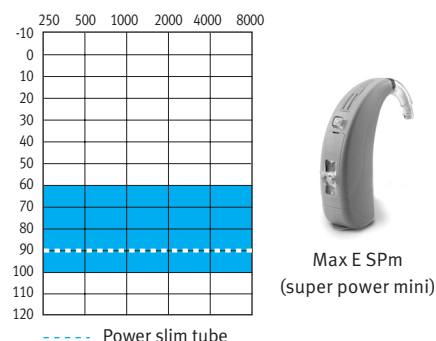
Wireless technology

DuoLink – program and volume adjustments conducted on one hearing instrument are automatically transferred to the other ear

Additional features

- Adaptive directional
- AntiShock™
- Wind noise manager
- DAI
- Easy-t and telecoil
- MyMusic™
- Speech enhancement LD
- Noise reduction
- Data logging
- Optional remote controls
- Optional Smart Alert™ System
- Optional wireless programming with iCube
- IntelliVent technology available on custom ear pieces

Fitting guide

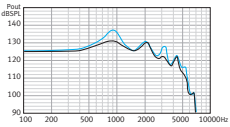
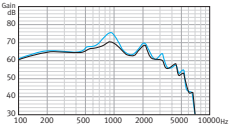
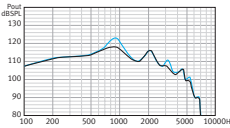

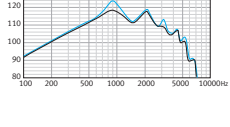
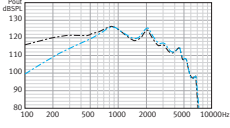


Max E SPm is suitable for fitting severe to profound hearing losses and can fit audiogram configurations ranging from reverse to precipitously sloping.

Max E SPm BTE series

Max E SPm power tube Max E SPm filtered earhook Max E SPm unfiltered earhook

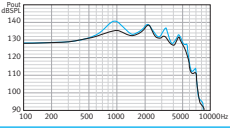
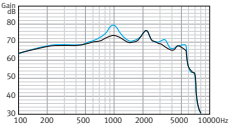
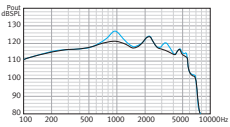

ANSI 3.22 2003/IEC 118-7 2CC COUPLER TECHNICAL DATA

	Reference test frequency - IEC 118-7 (kHz)	1.6	1.6	1.6
	OSPL90			
	Maximum (dB SPL)	140	133	140
	Nominal (dB SPL)	137	132	137
	ANSI HFA (dB SPL)	122	127	130
	at RTF (dB SPL)	119	126	126
	Full on gain (input 50 dB SPL)			
	Maximum (dB)	75	68	75
	ANSI HFA (dB)	60	64	67
	at RTF (dB)	57	63	64
	Basic frequency response (ANSI 2003)			
	Frequency range (Hz)	< 100-6300	< 100-5800	<100-5800
	Reference test gain (dB)	45	51	53
	Current drain at RTG (mA)	1.7	2.1	2.1
	Typical battery life (h)	180	150	150
	Equivalent input noise at RTG (dB SPL)	19	19	19
	Total harmonic distortion at 500 Hz/800 Hz/1600 Hz (%)	2/2/1	4/2/1	4/2/1
	Induction coil sensitivity (ANSI 2003, 31.6 mA/m)			
	HFA SPLITS/STS-RSETS (dB SPL/dB)	106/1	112/1	114/1
	 Mic at 70 dB SPL vs induction coil at 100 mA/m — Mic — Induction coil			

Electromagnetic compatibility

EMC immunity by ANSI c63.19-2001 EMC, omni/telecoil M2/T2 M2/T2 M2/T2

IEC 118-0 OES COUPLER TECHNICAL DATA

	Reference test frequency - IEC 118-0 (kHz)	1.6	1.6	1.6
	OSPL90			
	Maximum (dB SPL)	141	138	141
	at RTF (dB SPL)	128	131	133
	Full on gain (input 50 dB SPL)			
	Maximum (dB)	80	73	80
	at RTF (dB)	65	70	70
	Basic frequency response			
	Frequency range (DIN 45605) (Hz)	< 100-6500	< 100-6100	< 100-6200
	Reference test gain (dB)	53	57	58
	Current drain at RTG (mA)	1.3	1.3	1.3
	Typical battery life (h)	240	240	260
	Equivalent input noise at RTG (dB SPL)	19	19	19
	Total harmonic distortion at 500 Hz/800 Hz/1600 Hz (%)	3/3/2	4/3/2	5/3/2
	Induction coil sensitivity			
	at RTF (graph shown for 31.6 mA/m at RTG) (dB SPL)	115	119	120
Electromagnetic compatibility				
EMC immunity by IEC 60118-13, field strength 75/50 V/m, omni IRIL low/high band (dB SPL)		27/46	27/46	27/46

LEGEND

— Max E SPm filtered earhook
— Max E SPm unfiltered earhook

TEST CONDITIONS

Battery size: 13; Source: voltage 1.3 V; Tubing: length 25 mm, inside diameter 1.93 mm; Power tube length: 1
Measurement data obtained with closed configuration using an HA-2 coupler (ANSI-3.7-1995) or occluded ear simulator (EN 60711, coupling arrangement according to fig.4 in the test standard), and set to linear, omni mode with all adaptive features disabled.
Sound pressure level of these hearing aids exceeds 132 dB SPL.
We reserve the right to change specification data without notice as improvements are introduced.