

# myUnitron

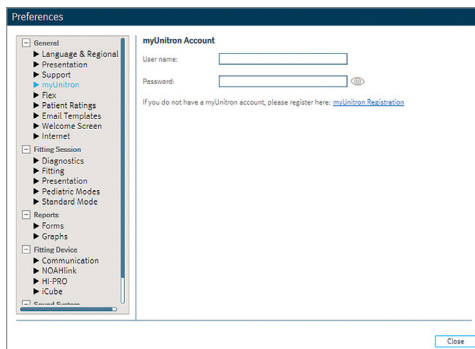
## How to create an account to enable Patient Ratings

Now you can use your myUnitron account to enable Patient Ratings. You'll have fewer user accounts to maintain and remember and more convenient access to what you need.

## Here's how to register for Patient Ratings:

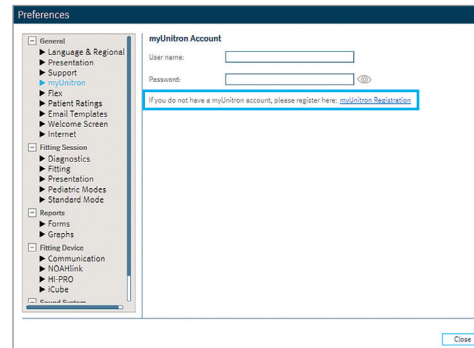
### Already have a myUnitron account?

1. In Unitron TrueFit™ software, select Preferences then myUnitron
2. Enter your myUnitron user name and password when prompted
  - If you previously registered a Patient Ratings account, these credentials will automatically replace the old ones

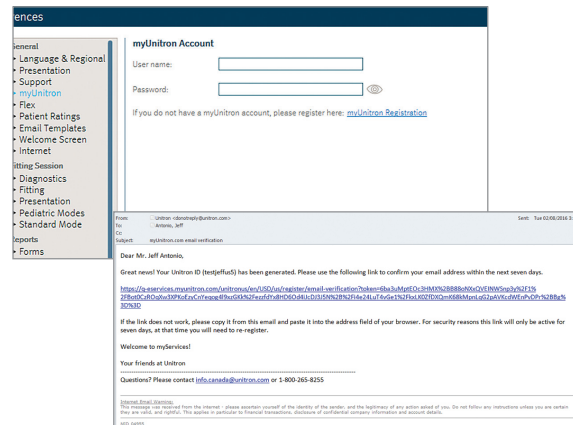


### New to myUnitron?

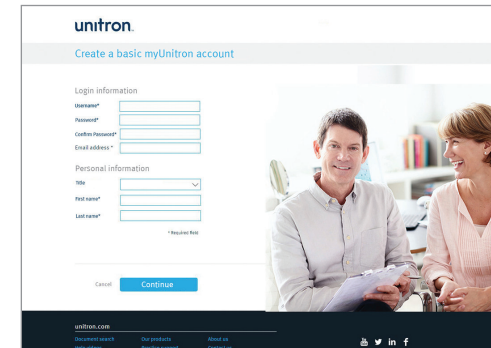
1. In Unitron TrueFit software, select Preferences then myUnitron. Follow the link to create a new myUnitron account



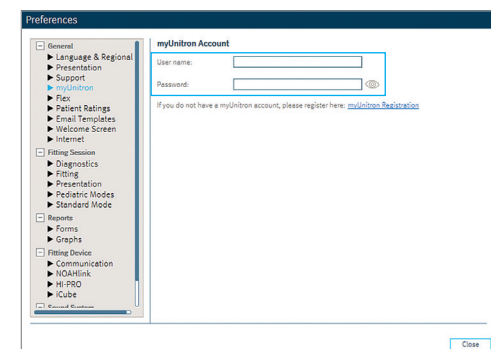
3. Confirm your email address



2. Complete and submit the required registration fields



4. Enter your new myUnitron account details in Unitron TrueFit software. If you previously registered a Patient Ratings account, these credentials will automatically replace the old ones



## Frequently asked questions

**Q:** How long does it take to enable Patient Ratings in myUnitron?

**A:** If you already have a myUnitron account, it takes just a few seconds to enter your user name and password into Unitron TrueFit Preferences: once that's done you're ready to use Patient Ratings.

If you haven't yet set up your myUnitron account, it takes only a few minutes to register, confirm your email address and enter your new myUnitron account details in Unitron TrueFit software.

**Q:** What countries will be able to use this feature?

**A:** This feature is available globally.

**Q:** What languages are supported on the myUnitron registration page?

**A:** Right now the myUnitron registration page is in English only. Watch for language updates in future releases of Unitron TrueFit software.

**Q:** Is there any cost to register for a myUnitron account?

**A:** No, there is no cost.

**Q:** Do I need a full SAP myUnitron account to access Patient Ratings and Flex:tracker?

**A:** No, you don't need a full SAP myUnitron account. If your country does not currently support SAP, be sure to register using the link in Unitron TrueFit Preferences › myUnitron which will give you basic access to myUnitron as a light user without the traditional SAP features, such as e-store.

**Q:** What if I'm in an SAP-supported myUnitron country and I register for a basic account but later decide to upgrade to a full SAP account?

**A:** If you want to upgrade to a full SAP account to access everything myUnitron has to offer, just follow these simple steps:

- Visit [www.unitron.com/myunitron](http://www.unitron.com/myunitron)
- Register for a full myUnitron account using your SAP account number
- Login to your basic myUnitron account
- Request access to the full myUnitron account and enter your SAP account number with the request
- Login to the administrative account and accept the basic account user request
- Your basic myUnitron account will be added to your full SAP myUnitron account

**Q:** What should I do if I had previously registered for Patient Ratings and Flex:tracker accounts before they were available through myUnitron?

**A:** In Unitron TrueFit software, select Preferences. Then, simply enter your myUnitron user name and password. Your accounts will be merged automatically and you'll be ready to access Patient Ratings through your myUnitron account.

**Q:** Can I use my myUnitron account with Flex:tracker?

**A:** This is not supported at this time.

Unitron TrueFit software is flexible and intuitive to use.  
Now Unitron TrueFit gives you quick and easy access to Patient Ratings.

At Unitron, we care deeply about people with hearing loss. We work closely with hearing healthcare professionals to provide hearing solutions that improve lives in meaningful ways. Because hearing matters.

© 2016 Unitron. All rights reserved