

Next™ Essential Moda II™ 312 BTE

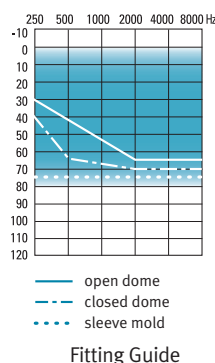
4 Channels, 8 Bands, Directional

HEARING INSTRUMENT FEATURES

- 2 manual programs provide customization for individual needs and preferences
- Highly advanced feedback management that delivers more usable gain, allowing clients to enjoy the natural comforts and advantages of an open fit
- AntiShock™ instantaneously reduces the level of impulse noises such as a door slam, while maintaining the quality and intelligibility of speech
- 4 channels, 8 bands provide flexible and accurate frequency shaping
- Fixed directional microphone system suppresses background noise sources, while focusing on sounds from the front
- Noise Reduction analyzes input and automatically reduces noise signals
- Data logging accurately records the wearer's usage and manual program use
- Ideal volume indicator provides a beep notification when preferred gain is reached on the volume control
- Low battery warning
- Start up delay
- On/Off by opening or closing the battery door
- Can be programmed using NOAH-compatible U:fit™ and Standalone U:fit fitting software v1.4 or higher
- Choice of processing strategies, WDRC or Linear, for increased fitting flexibility
- Battery Size: 312

OPTIONS & ACCESSORIES

- Telecoil (T) or Microphone/Telecoil (MT) option can be set as one of the 2 manual programs
- Choice of domes and tubes
- Earhook



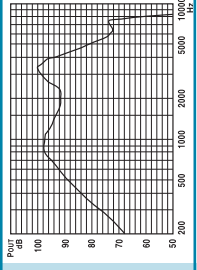
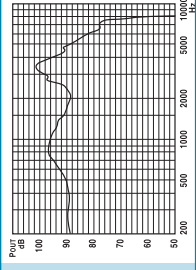
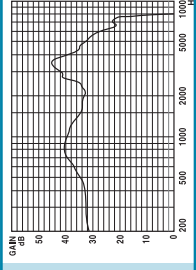
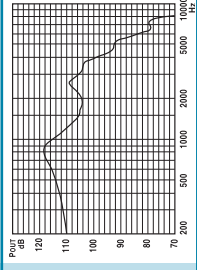
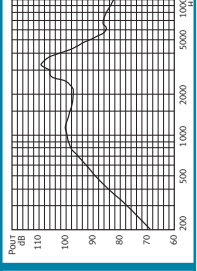
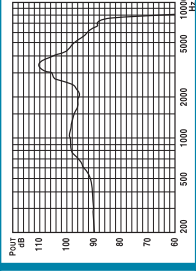
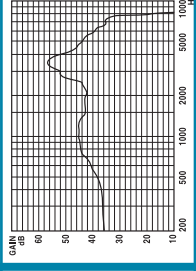
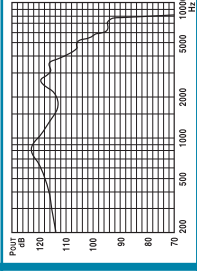
118/45
Next Essential Moda II

Fitting Guide

Next Essential Moda II is suitable for fitting mild to moderately severe hearing losses and can fit audiogram configurations ranging from reverse to precipitously sloping.

Next Essential Moda II

Next Essential Moda II	Next Essential Moda II	Next Essential Moda II
ANSI S3.22-1996 / IEC 118-7 2CC COUPLER TECHNICAL DATA		
Reference Test Frequency ANSI IEC 118-7	Reference Test Frequency IEC 118-0	1.6 kHz
OSPL90 Maximum HFA at RTF	OSPL90 Maximum at RTF	123 dB 114 dB
Full on Gain (input 50 dB) Maximum HFA at RTF	Full on Gain (input 50 dB) Maximum at RTF	57 dB 42 dB
Basic Frequency Response Frequency Range (Hz) Reference Test Gain (ANSI 1996)	Basic Frequency Response Frequency Range in Hz (DIN) Reference Test Gain	200-7700 32 dB 200-8000 36 dB
Induction Coil Sensitivity (ANSI 1996, 31.6 mA/m) HFA SPLITS STS	Induction Coil Sensitivity Graph shown for 31.6 mA/m at RTG at RTF (1 mA/m at Full On Gain) Maximum at RTF	94 dB 2 dB 98 dB 85 dB 75 dB
Current Drain at RTG Typical Battery Life Equivalent Input Noise at RTG Total Harmonic Distortion at 500 Hz at 800 Hz at 1600 Hz EMC immunity by ANSI C63-19-2001 EMC, Omni mode/Telecoil	Current Drain at RTG Typical Battery Life Equivalent Input Noise at RTG Total Harmonic Distortion at 500 Hz at 800 Hz at 1600 Hz EMC immunity by IEC 118-13, Field Strength 75/50 V/m, Omni mode IRL Low/High band dB SPL	1.25 mA 120 h 24 dB 1.5% 1.3% 0.5% 43/43



Test Conditions:

Battery: 312
 Source: Voltage 1.3 V
 The measurements obtained with a closed configuration with a straight measurement micro tube (004-1393) using a HA-1 coupler (ANSI-3-7-1995) or occluded ear simulator (EN 60711, coupling arrangement according to fig. 4 in the test standard).
 The hearing instrument set to linear, omni mode with all adaptive features disabled.

Domes should never be fitted on patients with perforated eardrums, exposed middle ear cavities, or surgically altered ear canals. In the case of such a condition, we recommend to use a customized ear mold. We reserve the right to change specification data without notice as improvements are introduced.